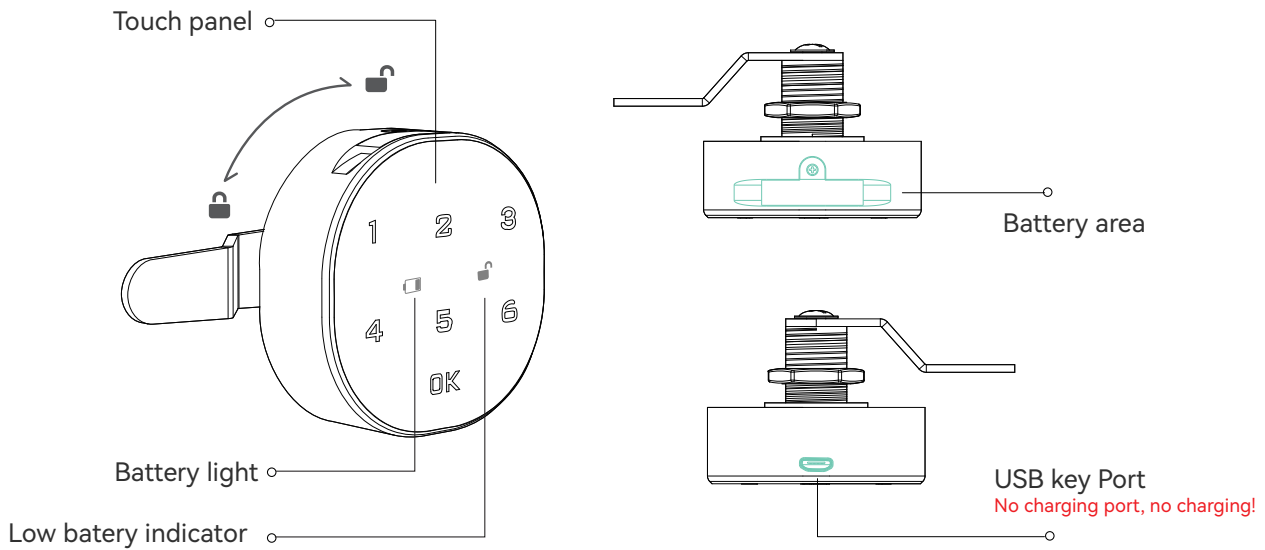


# Code lock instructions




## Operation instruction

### 1.Unlock and lock

#### • Unlock

Enter the default user password "1234+OK", Or enter the default management password"4321+OK";

The buzzer emits: beep... a long sound,  and the light is always on, Rotate within 3seconds;

\* If the password is incorrect, the sound will beep three times: "Beep...Beep...Beep...";

\*  If the low battery indicator is always on means, the battery is out of power, and the button battery(CR2032)

\* needs to be replaced;


Note : After using the management password to unlock, the user password will automatically restore to the factory password: 1234.


#### • Locked

Rotate to lock.

### 2. User settings

#### • Change the default password (for example: change to 123123)

Enter the factory user password "1234+OK" or enter the factory management password "4321+OK",The buzzer emits a long beep and the light  stays on;

Press the OK button again for more than 2 seconds and the light  flashes;

Enter the new password "123123+OK", and there will be a long beep. The password has been changed successfully.

\* The password length can be set from 4 to 15. The management password and user password cannot be set to the same password.